



2020 10 20

1000 23.4%  
2020-09-27

40% 2020-09-21

300 0.35% 2020-09-20 ●

500  
2020-09-20

2020-08-30

ETF 2020-08-22

2020-09-13

100  
2020-08-15

**45%**

50 50 300 2.36%

1.87% 52 50%~70%

6.56%

5.80% 5.19% 3.25%

1.06% 0.45% 0.25%

021-60933159  
E-MAIL zhangxinwei1@guosen.com.cn  
S0980520060001

1100 1

3.85BP 1

5

1.59% 1226

1.51% 1.01% 1.44%

45.29%

31.58% 30.47%

0.27%





---

.....	4
.....	4
.....	6
.....	7
.....	8
.....	8
.....	9
FOF .....	9
.....	11
.....	12
.....	12
.....	13
.....	14
N .....	15
.....	18
.....	18
.....	18

---



---

1		2020.10.16	.....	4
2		52	.....	4
3	1	36	20201016	5
4		2020.10.16	.....	6
5		2020.10.16	.....	7
6		BP	2020.10.16	7
7		2020.10.16	.....	8
8		%	.....	8
9		2020.10.16	.....	8
10		2020.10.16	.....	9
11			2020.10.16	9
12	FOF	%	2020.10.16	10
13	FOF		2020.10.16	10
14			.....	12
1		2020.10.16	.....	6
2		BP	2020.10.16	7
3			.....	11
4			.....	13
5			.....	13
6			.....	14
7		2020.10.16	.....	15
8		2020.10.16	.....	15
9		2020.10.16	.....	16
10		2020.10.16	.....	16
11		2020.10.16	.....	17
12		2020.10.16	.....	17

---

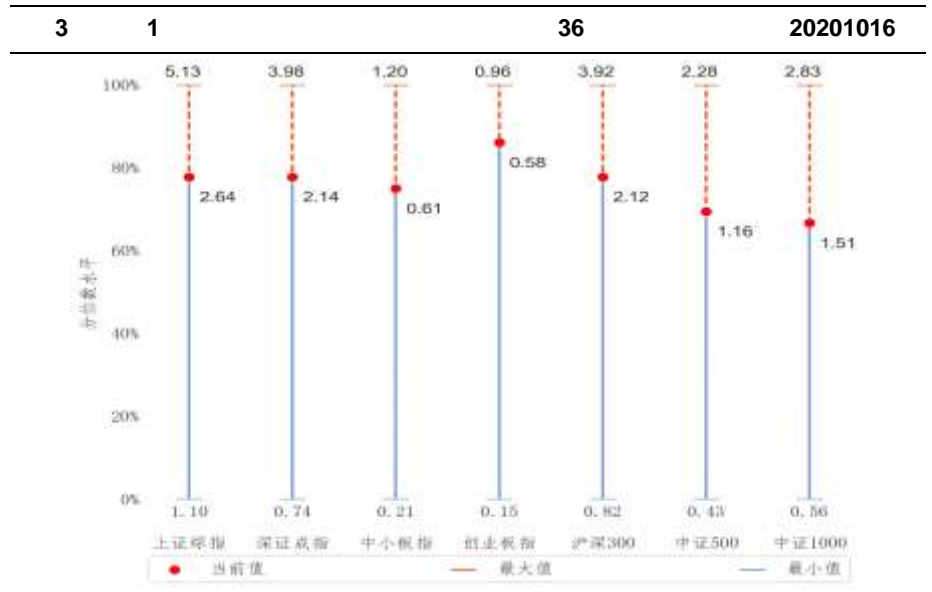


---

50                      1.87%                      50



65%-90%



50  
: Wind

6.56%

5.80% 5.19% 3.25%  
1.06% 0.45% 0.25%  
15.47% 4.16%

56.79% 56.37% 53.73%  
5.90% 3.93% 2.76%

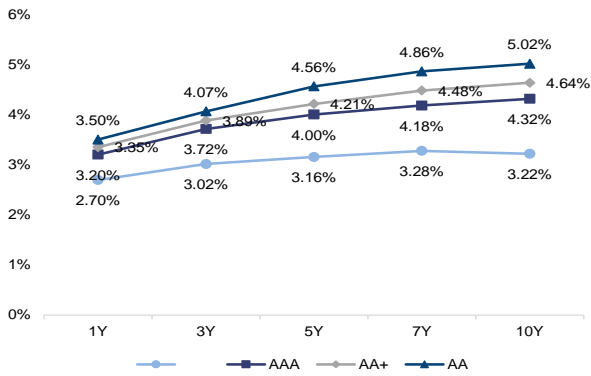
2020 10 16

8 1 2  
3 4  
5 6  
7 8





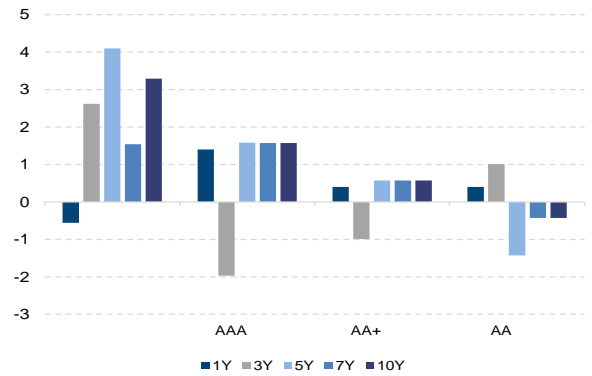
**5** 2020.10.16



: Wind

1

**6** BP 2020.10.16



: Wind

5

**2** BP 2020.10.16

	AAA	AAA	AA+	AA+	AA	AA
1Y	50.67	1.96	65.67	0.96	80.67	0.96
3Y	69.98	-4.59	86.94	-3.61	104.94	-1.61
5Y	84.9	-2.52	105.89	-3.53	140.89	-5.53
7Y	90.62	0.03	120.62	-0.97	158.62	-1.97
10Y	109.72	-1.72	141.72	-2.72	179.72	-3.72

: Wind

1.59%

1226

1034

11.94%

0.80%

32.95%

3.00%

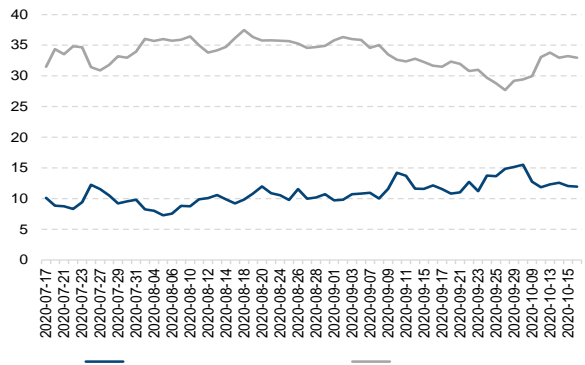


**7** **2020.10.16**



: Wind

**8** **%**




: Wind

6

FOF

1.51% 1.01% 1.44%

**9** **2020.10.16**



: Wind

45.29%  
31.58% 30.47%



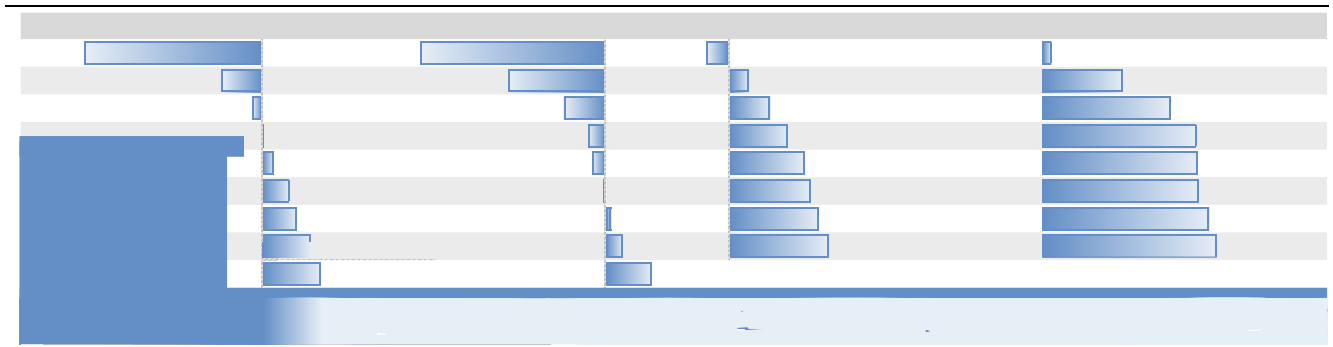
**10** **2020.10.16**

Min	-9.29%	-7.05%	9.15%	-24.13%	-0.06%	-6.14%	-5.61%	-16.96%	0.00%	0.00%
10%	23.14%	9.38%	14.78%	2.98%	1.32%	0.96%	0.70%	1.75%	1.31%	4.35%
20%	29.66%	13.43%	19.82%	4.87%	1.60%	1.39%	1.88%	3.03%	1.39%	8.10%
30%	36.24%	18.51%	22.61%	6.07%	1.76%	1.64%	2.19%	4.29%	1.45%	8.52%
40%	41.19%	24.97%	26.59%	8.16%	1.84%	1.89%	2.67%	5.31%	1.49%	9.02%
50%	45.29%	31.58%	30.47%	10.07%	2.02%	2.05%	3.30%	6.55%	1.54%	11.53%
60%	49.11%	37.43%	32.17%	11.64%	2.21%	2.24%	3.89%	7.61%	1.58%	14.58%
70%	53.31%	44.73%	38.97%	12.94%	2.29%	2.45%	5.21%	9.16%	1.63%	17.79%
80%	59.29%	51.23%	43.81%	14.96%	2.46%	2.86%	6.53%	11.57%	1.68%	17.97%
90%	68.15%	59.66%	45.71%	17.42%	2.72%	3.50%	8.48%	15.37%	1.76%	18.08%
Max	105.55%	106.14%	49.45%	41.74%	4.44%	20.80%	18.88%	29.18%	2.26%	18.63%

: Wind

6  
0.27%      12.89%      -0.01%      8.57%

**11** **2020.10.16**



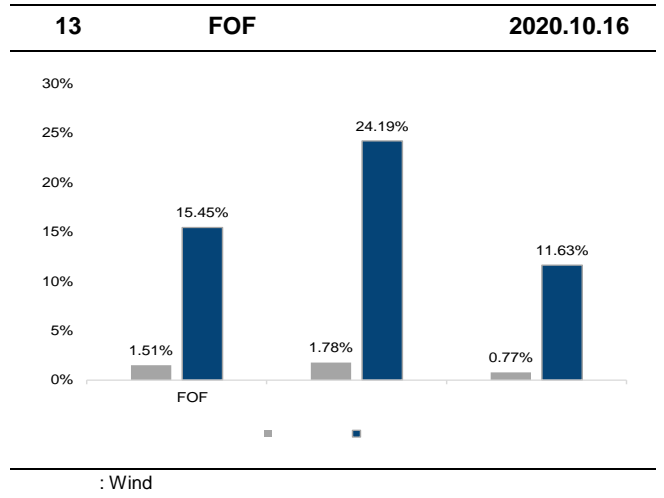
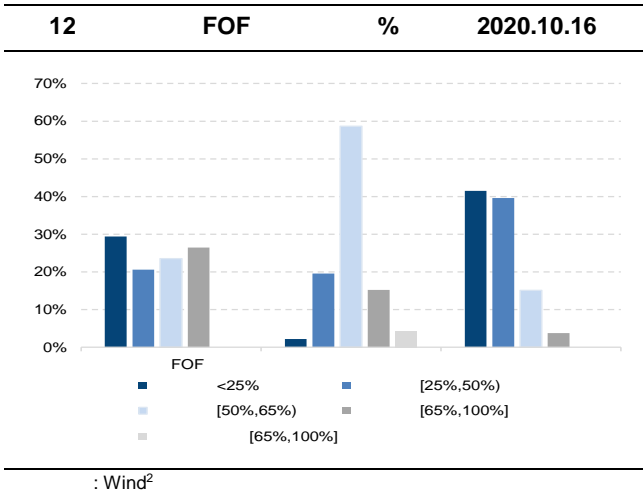
: Wind

**FOF**

53      FOF      FOF 34      46  
 1      FOF      3      A  
 50%-65%      50%  
 FOF      3  
 FOF      1.59% 1.80%  
 0.79%      24.19%

---

1      85%      80%  
 80%      10%      50%      20%





26

49

6

4

3

002174.OF	-	-	20201016	005104.OF	A		20201015	20201015
005844.OF	-	-	20201016	004790.OF	500	-	-	20201015
					A			
006827.OF		20201016	-	164821.OF		-	-	20201018
000305.OF	A	20201015	20201015	000567.OF			20201016	20201016
002985.OF		20201015	20201015	006998.OF	A		20201016	20201016
004767.OF		20201015	20201015	006550.OF		-	-	20201014
004723.OF	-	-	20201015	006537.OF			20201013	20201013
004844.OF	-	-	20201015	001859.OF	A		20201016	-
380007.OF	7	A	-					-



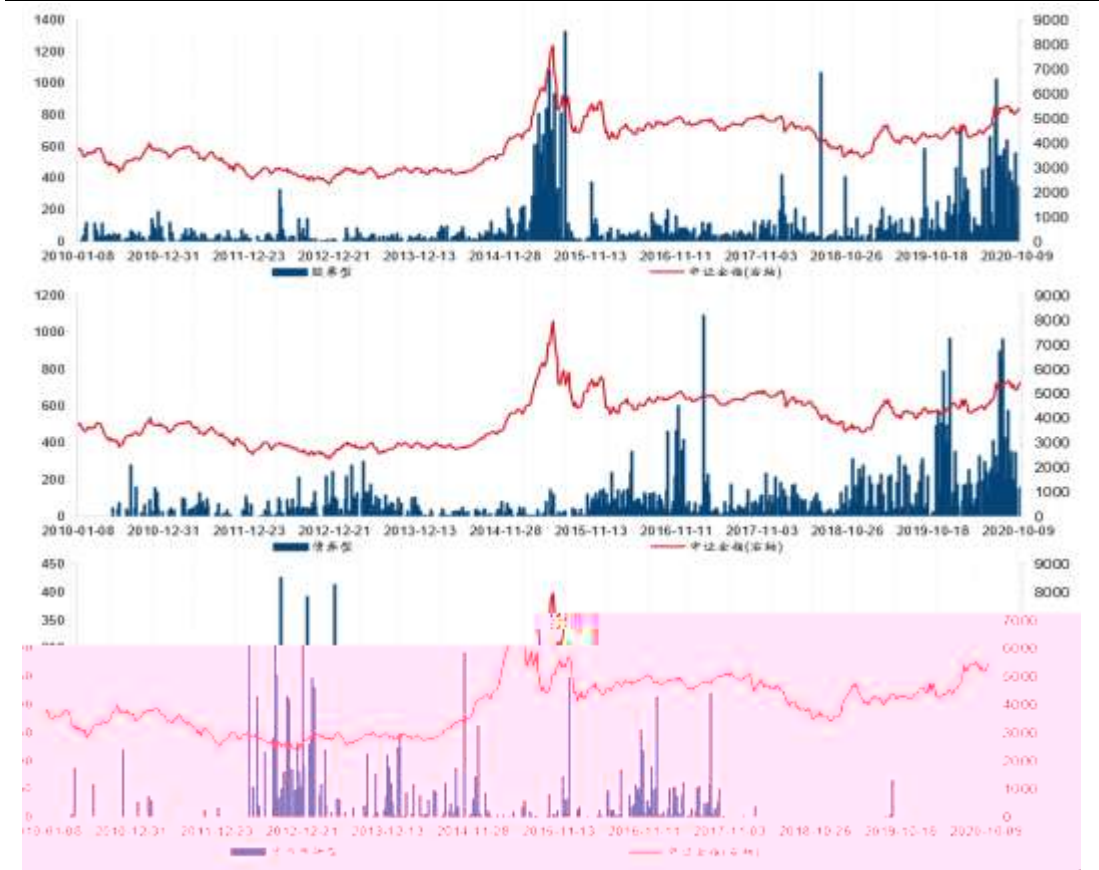
162

508

3

347

14



: Wind

10

1

3

2

2

339

148

14



4

008827.OF	ETF	A		2020/10/16	0.24	
009159.OF			3	A	2020/10/14	2.05
009608.OF			500	A	2020/10/15	5.19
010318.OF			18		2020/10/13	120.04
010315.OF			18		2020/10/13	120.03
010213.OF			A		2020/10/12	99.11
009820.OF			6	A	2020/10/14	145.60
009817.OF				A	2020/10/16	2.41
010223.OF				A	2020/10/13	13.52
010083.OF					2020/10/16	

: Wind

22

6

2

12

5

010118.OF	A			2020-10-12	2020-10-12	2020-10-30	-
010083.OF				2020-10-16	-	-	-
010215.OF		A		2020-10-12	2020-10-12	2020-11-13	-
010268.OF	A			2020-10-12	2020-10-12	2020-11-12	-
010188.OF		A		2020-10-12	2020-10-12	2020-10-16	-
009409.OF	18	A		2020-10-12	2020-10-12	2021-01-11	-
009558.OF	6	A		2020-10-12	2020-10-12	2021-01-11	-
008336.OF		A		2020-10-12	2020-10-12	2020-10-23	-
010147.OF				2020-10-12	2020-10-12	2020-10-21	-
009994.OF	A			2020-10-12	2020-10-12	2020-10-16	80
010201.OF				2020-10-12	2020-10-12	2020-10-16	-
010313.OF				2020-10-12	2020-10-12	2020-11-16	-
009778.OF	A			2020-10-12	2020-10-12	2020-10-30	-
010062.OF		A		2020-10-12	2020-10-12	2020-10-23	80
010301.OF	A			2020-10-12	2020-10-12	2020-10-23	-
010110.OF	A			2020-10-13	2020-10-13	2020-10-19	-
010348.OF				2020-10-13	2020-10-13	2021-01-12	-
010307.OF		A		2020-10-15	2020-10-15	2020-10-28	-
010298.OF				2020-10-15	2020-10-15	2020-10-15	70
010363.OF				2020-10-15	2020-10-15	2020-10-28	-
(QDII)	513303.OF	100ETF		2020-10-14	2020-10-14	2020-10-16	15
	010202.OF	100	A	2020-10-12	2020-10-12	2020-10-26	-
	588083.OF	50ETF		2020-09-22	2020-09-22	2020-09-22	50

: Wind



25

12

4

4

6

010170.OF	A	6	2020-10-19	2020-10-19	2020-11-06	-
010006.OF		A	2020-10-19	2020-10-19	2020-11-13	-
010036.OF		A	2020-10-21	2020-10-21	2020-10-23	50
009829.OF			2020-10-21	2020-10-21	2020-10-30	-
	A					
010143.OF			2020-10-19	2020-10-19	2020-10-23	60
010282.OF		A	2020-10-19	2020-10-19	2020-10-30	-
010271.OF		A	2020-10-19	2020-10-19	2020-11-13	-
010296.OF			2020-10-19	2020-10-19	2020-10-30	40
	A					
010072.OF		A	2020-10-19	2020-10-19	2021-01-18	-
010326.OF		A	2020-10-19	2020-10-19	2020-10-21	80
010385.OF		A	2020-10-20	2020-10-20	2020-11-04	80
010180.OF			2020-10-20	2020-10-20	2020-11-02	80
010237.OF		A	2020-10-21	2020-10-21	2020-10-28	-
010305.OF		A	2020-10-21	2020-10-21	2020-11-03	90
010303.OF		A	2020-10-21	2020-10-21	2020-11-06	-
010393.OF		A	2020-10-23	2020-10-23	2020-11-05	80
010193.OF		2045	2020-10-21	2020-10-21	2020-11-03	-
010387.OF		A	2020-10-19	2020-10-19	2020-10-30	80
010434.OF			2020-10-19	2020-10-19	2020-10-19	-
009502.OF		A	2020-10-19	2020-10-19	2020-11-20	-
010409.OF		30	2020-10-21	2020-10-21	2020-11-03	-
010435.OF		A	2020-10-19	2020-10-19	2020-11-13	-
010430.OF		A	2020-10-19	2020-10-19	2020-10-30	-
510863.OF		50ETF	2020-10-19	2020-10-19	2020-11-06	-
010406.OF		1-3 A	2020-10-20	2020-10-20	2021-01-19	-

: Wind



4020 1 16 59 2H 59 444P 2059 [ 645B070.42

7		2020.10.16			
320002.OF	A		2004-12-06	0.06%	1.21%
003398.OF	A		2016-11-04	0.05%	1.41%
005150.OF	A		2017-09-08	0.05%	1.84%
007828.OF		A	2019-09-26	0.18%	-
007819.OF		A	2019-09-06	0.13%	-
006893.OF			2019-01-18	0.13%	0.36%
003373.OF	A		2016-09-29	8.11%	36.94%
002594.OF			2016-10-27	5.76%	62.99%
160421.OF			2016-09-13	5.62%	30.10%
005273.OF	A		2017-12-22	3.26%	16.43%
161624.OF	A		2013-03-26	3.01%	8.07%
002924.OF			2016-08-24	2.97%	10.03%
162215.OF			2016-05-13	1.60%	6.63%
164206.OF	C		2015-12-03	1.49%	12.56%
001001.OF	AB		2002-10-23	1.48%	11.76%
002001.OF	A		2003-09-05	2.77%	31.76%
			08-14	2.69%	30.26%
007257.OF	A		2019-09-23	2.50%	-
159981.OF		ETF	2019-12-13	1.53%	-
008848.OF		3	2020-04-03	0.53%	-
000762.OF	A		2017-03-15	0.51%	8.40%
007266.OF	A		2019-08-09	1.89%	-
004916.OF			2017-08-23	1.88%	10.59%
001448.OF			2015-06-16	1.87%	1.61%
003232.OF	A		2016-08-30	5.71%	10.38%
006981.OF	A			5.45%	66.51%
730002.OF	A		2012-11-20	5.39%	38.68%
003371.OF					



---

<b>9</b>	<b>2020.10.16</b>				
008848.OF	3	2020-04-03	0.53%	-	
000762.OF	A	2017-03-15	0.51%	8.40%	
000992.OF		2015-02-06	0.30%	4.29%	
000844.OF		2014-12-01	0.26%	9.49%	
005280.OF	A	2017-12-06	0.25%	13.53%	
002224.OF		2015-12-30	0.10%	14.80%	
001641.OF	A	2015-09-17	0.07%	15.48%	
000753.OF	A	2014-09-17	0.03%	8.57%	
001059.OF		2015-04-21	0.00%	7.65%	
008895.OF		2020-03-25	-0.01%	-	

---

: Wind

---

<b>10</b>	<b>2020.10.16</b>				
000833.OF	A	2017-06-15	0.04%	2.26%	
004972.OF	A	2017-09-06	0.04%	2.09%	
000905.OF		2015-01-27	0.03%	2.02%	
004780.OF		2017-08-17	0.05%	4.44%	
006799.OF	A	2019-01-21	0.08%		

---





---

		6 20%
		6 10%-20%
		6 ±10%
		6 10%
		6 10%
		6 ±10%
		6 10%

---



.....

518001	1012 0755-82130833	18	
200135	1199	1	12
100032	6	9	

.....